

KERALA STATE HANDICAPPED PERSONS WELFARE CORPORATION LIMITED			
CONSOLIDATED BALANCE SHEET (PROVISIONAL) AS AT 31ST MARCH 2021			
PARTICULARS	SCH NO	31.03.21	31.03.20
I. SOURCES OF FUNDS			
1.Share Holders Fund			
a.Share Capital	I	20,000,000.00	20,000,000.00
b.Share Application Money		34,870,000.00	15,970,000.00
c.Reserves & Surplus		100,000.00	100,000.00
d.Income & Expenditure Account	II	9,909,900.86	9,722,614.15
2. Loan Funds			
a.Secured Loans	III	654,676,845.60	245,234,853.60
b.Unsecured Loans	IV	35,139,823.00	35,139,823.00
3. Earmarked Funds			
	V	79,896,465.00	27,481,760.00
		834,593,034.46	353,649,050.75
II. APPLICATION OF FUNDS			
1.Fixed Assets			
a.Gross Block		1,328,692.84	1,456,685.72
Additions		5,700.00	69,618.00
Sales			
b.Less: Depreciation		178,183.19	197,610.88
Net Block		1,156,209.65	1,328,692.84
2.INVESTMENTS			
3.Current Assets,Loans & Advances			
a.Inventories	VII	1,328,410.00	1,441,701.00
b.Sundry Debtors	VIII	24,702,459.81	56,560,608.82
c.Other Current Assts	IX	-2,766,330.05	377,911.95
d. Cash & Bank Balances	X	310,935,095.19	94,824,239.57
e.Loans Advances & Deposits	XI	550,533,603.93	266,856,370.87
		884,733,238.88	420,060,832.21
Less: Current Liabilities & Provisions			
a.Liabilities	XII	51,178,668.80	70,009,580.70
b.Provisions			
c.Inter-Unit Accounts		117,745.27	-2,269,106.40
		51,296,414.07	67,740,474.30
Net Current Assets		833,436,824.81	352,320,357.91
Total		834,593,034.46	353,649,050.75

Subject to confirmation the Report attached


Place: Thiruvananthapuram

Date: 14/3/22

C A Rema Devassy, FCA, LL.B, MBL, DISA




Managing Director
Kerala State Handicapped
Persons Welfare Corporation Ltd.




SCHEDULES TO BALANCE SHEET

SCH NO

I	Share Capital	
	Authorised Capital 200000 Equity Shares of Rs.100 each	<u>20,000,000.00</u>
	Issued,Subscribed and Paid up 200000 Equity Shares of Rs.100 each	<u>20,000,000.00</u> <u>20,000,000.00</u>
II	Income & Expenditure Account	
	Balance as per Last Balance Sheet	9,722,614.15
	Add : Profit/Loss during the year	<u>187,286.71</u>
		<u>9,909,900.86</u>
III	Secured Loans	
	NHFDC Faridabad	<u>654,676,845.60</u> <u>654,676,845.60</u>
IV	Unsecured Loans	
	Government of Kerala - HO	33,139,823.00
	Government of Kerala - loan	<u>2,000,000.00</u>
		<u>35,139,823.00</u>
V	Earmarked Funds	
	SCA Share of NHFDC Loan	27,815,581.00
	Directorate of Social Justice	100,000.00
	Government of Kerala Grant in Aid	51,776,684.00
	NHFDC Loan BPL Category Subsidy	<u>204,200.00</u>
		<u>79,896,465.00</u>
VII	Inventories(As valued by Management for which no Certificate has been obtained)	
	MLA Quarters Extention Counter	28,396.00
	MRSTC, Pattoor	526,408.00
	MRSTC, Alleppey	<u>773,606.00</u>
		<u>1,328,410.00</u>
VIII	Sundry Debtors	
	HO ,Trivandrum	8,844,779.71
	NHFDC, HO	50,000.00
	SDS, Trivandrum	12,273,799.90
	MRSTC,Pattoor	363,973.00
	Sowbhagya Printing Press	17,709.00
	RO Calicut	226,502.20




	NHFDC ,Calicut	2,925,696.00
		<u>24,702,459.81</u>
XIX	Other Current Assets	
	HO, Trivandrum	3,008,494.16
	NHFDC Project-HO	-6,552,260.30
	SDS, Trivandrum	157,864.00
	NPRPD	667,430.00
	MRST Centre-Pattoor	-60,806.00
	RO, Calicut	12,742.09
	RO, Ernakulam	206.00
		<u>-2,766,330.05</u>
X	Cash & Bank Balances	
	HO, Trivandrum	92,907,902.59
	NHFDC, HO	180,816,723.68
	NHFDC, Calicut	1,233,550.00
	SDS,Trivandrum	23,210,629.98
	MLA Quarters Extention Counter	278,713.20
	MRSTC, Alleppey	46.50
	MRSTC,Pattoor	156,258.27
	ADIP Scheme	43,178.74
	NPRPD	11,276,351.00
	Old Age Scheme	63,925.04
	Sowbhagya Printing Press	-25,711.42
	RO, Calicut	30,317.11
	RO,Ernakulam	943,210.50
		<u>310,935,095.19</u>
XI	Loans, Deposits & Other Advances	
	HO, Trivandrum	18,396,364.58
	NHFDC HO	530,235,707.35
	SDS, Trivandrum	10,373.00
	ADIP Scheme	2,288.00
	RO Calicut	38,116.00
	RO Ernakulam	13,460.00
	MLA Quarters Extention Counter	40,730.00
	MRST Pattoor	82,087.00
	Sowbhagya Offset Printing Press	53,155.00
	Loans-NHFDC	1,661,323.00
		<u>550,533,603.93</u>
XII	Liabilities	
	Sundry Creditors	29,959,460.61
	Advance from Debtors	1,543,036.09
	Other Current Liabilities	19,113,673.03



Advance Payable	333,255.00
Stamp Collection	46,768.07
CGST & SGST	168,916.00
KFC	13,560.00
	<u>51,178,668.80</u>

Note on Schedule II

The Income & Expenditure Account as per last Year unadited Balance Sheet as on 31.03.2020 of NPRPD unit is Rs.1,18,27,108.36, but in accounts of tally while bringing in of opening balances on 01.04.2020, an amount of Rs.13,39,274.01 is shown as opening balance under the head District Panchayath, Kollam and the same amount has been adjusted in the Income & Expenditure opening balance...



KERALA STATE HANDICAPPED PERSONS WELFARE CORPORATION LIMITED

CONSOLIDATED INCOME & EXPENDITURE (PROVISIONAL) FOR THE YEAR ENDED 31ST MARCH 2021

PARTICULARS	SCH NO	31.03.21	31.03.20
INCOME			
Receipts from Units	XII	19,701,964.00	51,595,241.00
Other Income	XIII	19,038,547.49	28,515,818.95
Grant from Government	XIV	50,675,116.00	54,880,809.00
Increase/Decrease in Stock	XV	-113,291.00	168,189.00
Total		89,302,336.49	135,160,057.95
EXPENDITURE			
Expenses of Units	XVI	17,723,319.00	45,820,116.00
Administration and Selling Expenses	XVII	2,115,415.34	1,511,651.81
Salary & Allowances	XVIII	14,541,263.00	18,539,599.00
Scheme Expenses	XIX	44,684,779.00	52,114,296.00
Other Expenses	XX	9,872,090.24	12,852,319.00
Depreciation		178,183.20	197,610.88
Total		89,115,049.78	131,035,592.69

Surplus/Deficit during the year


187286.714 4124465.26

Subject to the comments in the Report attached.

C A Rema Devassy, FCA, LL.B, MBL, DISA.

Place: Thiruvananthapuram
Date: 4/3/22


Defy
Managing Director
Kerala State Handicapped
Persons Welfare Corporation Ltd.
Poojappara, Thiruvananthapuram - 695012



SCHEDULES TO INCOME & EXPENDITURE ACCOUNT

SCH NO

XII	<u>Receipts from units</u>	17,676,233.00
	Sales Aids & Appliances- Panchayat Scheme	2,025,731.00
	Sales	<u>19,701,964.00</u>
XIII	<u>Other Income</u>	2,787,135.00
	Interest received FD	1,503,063.84
	Interest received SB	13,908,803.65
	Interest received Loanees	100,000.00
	Other Income	216.00
	Other Income -RI Act	3,660.00
	Tender Fees	43,124.00
	Photostat Collection	1,505.00
	Prior period income	98,894.00
	Reimbursement Income	1,290.00
	Rent received	64,679.00
	Service Charge (FR)	328,177.00
	Incentives	198,000.00
	Anniversary Sponsorship (40th)	<u>19,038,547.49</u>
XIV	<u>Grant Received</u>	2,700,000.00
	Grant-in-aid -Government of Kerala	47,975,116.00
	Income from Plan Fund	<u>50,675,116.00</u>
XV	<u>Increase/Decrease in Stock</u>	1,441,701.00
	Opening Stock	1,328,410.00
	Closing Stock	<u>113,291.00</u>
	Changes during the year	
XVI	<u>Expenses of Units</u>	16,850,077.00
	Purchase- Aids & Appliances- Panchayat Scheme	873,242.00
	Purchases- Credit	<u>17,723,319.00</u>
XVII	<u>Administration & Selling Expenses</u>	7,000.00
	Advertisement charges	8,059.00
	Annual maintenance charges	73,706.34
	Bank charges	3,371.00
	Board Meeting / AGM Expenses	113,154.00
	Electricity Charges	1,350.00
	Loading/Un loading & Transportation charges	




	374,760.00
Medical camp expenses	5,175.00
Newspaper & Periodicals	382,007.00
Office Expenses	377.00
PAC Expense (Interview)	10,250.00
Photocopy expenses	53,201.00
Postage & Telegram	104,466.00
Printing & Stationery	121,815.00
Professional charges	72,000.00
Rent	93,096.00
Repairing Charges-KL 01 BM-2640	27,500.00
Repairs & Maintenance	99,946.00
Running Expenses-KL 01 BM-2640	7,843.00
Running expenses-Generator	4,922.00
Telephone Charges-2340568	5,237.00
Telephone Charges-2342225	4,515.00
Telephone Charges-2347153	3,729.00
Telephone Charges-2347156	5,892.00
Telephone Charges-2347768	7,000.00
Telephone Charges-MD Mobile Phone	4,516.00
Telephone Charges-2347152	12,204.00
Telephone Charges-2987798	9,981.00
Telephone Charges	7,057.00
Telephone Charges-Chairman	27,146.00
Transportation Charges	10,400.00
Uniform expenses	6,668.00
Water Charges	1,597.00
Workshop expenses	445,475.00
Anniversary Expenses (40th)	<u>2,115,415.34</u>

XVIII Salaries & Allowances

	45,774.00
Administration charges-EPF	128,840.00
Bonus & festival allowance	113,680.00
DDRC salary	109,777.00
Employer contribution ESI	549,243.00
Employer contribution EPF	4,881.00
Entertainment Expenses	388,135.00
Pension Contribution	226,734.00
Remuneration	1,286,189.00
Salary to FO	1,211,596.00
Salary to MD	8,694,232.00
Salary to Staff	31,162.00
Stipend	15,888.00
TA/DA Board Members	22,086.00
TA/DA -MD	69,859.00
TA/DA - Staff	

	TA/DA- Chairman	11,070.00
	Wages	1,392,117.00
	Honararium	240,000.00
		<u>14,541,263.00</u>
XIX	<u>Plan Schemes</u>	
	Plan Schemes	44,684,779.00
		<u>44,684,779.00</u>
XX	<u>Other Expenses</u>	
	Filing Fee	5,400.00
	Guarantee Commission	449,334.00
	Insurance charges- cars	8,690.00
	Internal Audit & Tax Audit Fee	29,500.00
	Interest Paid	9,256,059.00
	Kerala Flood Cess	7.24
	Legal Fee	64,000.00
	Miscellaneous Expenses	3,000.00
	MRST inauguration expenses	52,100.00
	Prior Period expenses	4,000.00
		<u>9,872,090.24</u>



Kerala State Handicapped Persons' Welfare Corporation Limited
Fixed Assets Schedule as on 31.03.2021

Description	Original Cost	Additions for the year		Deletions for the year	Total	Rate of Depreciation	Depreciation			Net Block		
		On or Before 30.09.20	After 30.09.20				Upto 31.3.20	For the Year	Total	As on 31.03.21	As on 31.03.20	
Head Office												
Building	2,623,471.80	-	-	-	2,623,471.80	10%	2,086,784.86	53,668.69	2,140,453.55	483,018.25	536,686.94	
Plant & Machinery	133,556.00	-	-	-	133,556.00	15%	100,015.69	5,031.05	105,046.74	28,509.26	33,540.31	
Furniture & Fittings	262,929.00	-	-	-	262,929.00	10%	226,372.54	3,655.65	230,028.19	32,900.81	36,556.45	
Office Equipments	550,316.00	-	-	-	550,316.00	15%	528,528.38	3,268.14	531,796.52	18,519.48	21,787.63	
Computer Software	447,807.00	-	-	-	447,807.00	40%	34,417.54	192.98	34,610.52	289.48	482.46	
Computers	83,782.00	-	-	-	83,782.00	40%	444,459.47	1,339.01	445,798.48	2,008.52	3,347.54	
Electrical Fittings	2,103,825.84	-	-	-	2,103,825.84	10%	55,653.05	2,812.90	58,465.95	25,316.06	28,128.94	
Vehicles	4,488.00	-	-	-	4,488.00	15%	1,809,227.22	44,189.79	1,853,417.01	250,408.83	294,598.62	
Dyes	51,453.00	-	-	-	51,453.00	15%	4,476.92	1.66	4,478.58	9.42	11.08	
Bicycle	6,296,528.64	-	-	-	6,296,528.64	15%	45,395.90	908.57	46,304.47	5,148.54	6,057.11	
Total					6,296,528.64		5,335,331.57	115,068.44	5,450,400.01	846,128.63	961,197.08	
SDS Trivandrum												
Plant & Machinery	8,815.56	-	-	-	8,815.56	15%	8,364.50	67.66	8,432.16	383.40	451.05	
Furniture & Fittings	61,773.52	-	-	-	61,773.52	10%	57,149.50	462.40	57,611.90	4,161.62	4,624.02	
Office Equipments	3,620.75	-	-	-	3,620.75	15%	3,475.29	21.82	3,497.11	123.64	145.46	
Bicycle	1,990.00	-	-	-	1,990.00	10%	1,963.75	3.94	1,967.69	22.31	26.26	
Electrical Fittings	7,988.00	-	-	-	7,988.00	10%	7,561.05	42.70	7,603.75	384.26	426.95	
Plant & Machinery - PC Unit	107,120.00	-	-	-	107,120.00	15%	101,373.39	861.99	102,235.38	4,884.62	5,746.60	
Printer Calculator	4,650.00	-	-	-	4,650.00	15%	4,521.51	19.27	4,540.78	109.22	128.49	
Vehicles	476,759.00	-	-	-	476,759.00	15%	470,333.47	963.83	471,297.30	5,461.70	6,425.53	
Total	672,716.83				672,716.83		654,742.46	2,443.61	657,186.07	15,530.76	17,974.36	
RO Calicut												
Plant & Machinery	99,471.00	-	-	-	99,471.00	15%	92,247.18	1,083.57	93,330.75	6,140.25	7,223.82	
Furniture & Fittings	50,445.00	-	-	-	50,445.00	10%	41,117.66	932.73	42,050.39	8,394.61	9,327.34	
Office Equipments	1,221.00	-	-	-	1,221.00	15%	1,165.44	8.33	1,173.77	47.23	55.56	
Electrical Fittings	8,676.50	-	-	-	8,676.50	10%	7,178.27	149.82	7,328.09	1,348.41	1,498.23	
Computers & Software	47,393.00	-	-	-	47,393.00	40%	47,376.23	6.71	47,382.94	10.06	16.77	
Total	207,206.50				207,206.50		189,084.78	2,181.17	191,265.95	15,940.55	18,121.72	
NPRPD												
Furniture & Fittings	3,366.00	-	-	-	3,366.00	10%	2,804.74	56.13	2,860.87	505.13	561.25	
Computers	72,882.00	-	-	-	72,882.00	40%	72,588.90	77.24	72,766.14	115.86	193.10	
Total	76,248.00				76,248.00		75,493.64	133.37	75,627.01	620.99	754.35	

Sowbhagya Offset Press										56,50
Building	195,250.00			195,250.00	10%	138,661.98	5,658.80	144,320.78	50,929.22	1,330.71
Electrical Fittings	11,864.00			11,864.00	10%	10,533.24	133.08	10,666.32	1,197.68	529.42
Electronics Scanner	11,610.00			11,610.00	15%	11,080.60	79.41	11,160.01	449.99	3,960.97
Furniture & Fittings	27,100.00			27,100.00	10%	23,139.00	396.10	23,535.10	3,564.90	228.47
Numbering Machine	4,259.00			4,259.00	15%	4,030.53	34.27	4,064.80	194.20	12,290.68
Offset Printing Machine	444,680.00			444,680.00	15%	432,389.32	1,843.60	434,232.92	10,447.08	74,928.32
Total	694,763.00			694,763.00		619,834.67	8,145.26	627,979.93	66,783.07	
MRST Centre, Pattoor										
Furniture & Fittings	136,500.00			136,500.00	10%	119,941.25	1,655.88	121,597.13	14,902.88	16,558.75
Office Equipments	884.50			884.50	15%	846.60	5.69	852.29	32.22	37.90
Tools	101,251.25			101,251.25	15%	97,050.31	630.14	97,680.45	3,570.80	4,200.94
Plant & Machinery	190,347.00			190,347.00	15%	182,162.89	1,227.62	183,390.51	6,956.49	8,184.11
Electrical Fittings	32,173.50			32,173.50	10%	18,834.44	1,333.91	20,168.35	12,005.15	13,339.06
Total	461,156.25			461,156.25		418,835.49	4,853.22	423,688.71	37,467.54	42,320.76
Regional Office, Ernakulam										
Furniture & Fittings	75,799.00			75,799.00	10%	68,669.35	2,902.97	71,572.32	29,926.68	27,129.65
Total	75,799.00			75,799.00		68,669.35	2,902.97	71,572.32	29,926.68	27,129.65
MLA Quarters Extension Counter										
Plant & Machinery	34,214.00			34,214.00	15%	33,269.75	3,141.64	36,411.39	17,802.61	20,944.25
Total	34,214.00			34,214.00		33,269.75	3,141.64	36,411.39	17,802.61	20,944.25
ADIP Scheme										
Furniture & Fittings	14,236.00			14,236.00	10%	9,597.74	463.83	10,061.57	4,174.43	4,638.26
Total	14,236.00			14,236.00		9,597.74	463.83	10,061.57	4,174.43	4,638.26
MRST Centre, Vadackal										
Furniture & Fittings	56,024.00			56,024.00	10%	34,998.34	2,102.57	37,100.91	18,923.09	21,025.66
Plant & Machinery	159,645.00			159,645.00	15%	127,984.12	4,749.13	132,733.25	26,911.75	31,660.88
Tools	14,069.00			14,069.00	15%	11,189.70	431.90	11,621.60	2,447.41	2,879.30
Total	229,738.00			229,738.00		174,172.16	7,283.59	181,455.75	48,282.25	55,565.84
NHFDC Project, Head Office										
CCTV Camera	55,930.00			55,930.00	15%	20,635.20	5,294.22	25,929.42	30,000.58	35,294.79
Cash Counting Machines	7,800.00			7,800.00	15%	1,170.00	994.50	2,164.50	5,635.50	6,630.01
Computers	301,635.00			301,635.00	40%	238,441.55	25,277.38	263,718.93	37,916.07	63,193.45
Total	365,365.00			365,365.00		260,246.75	31,566.10	291,812.85	73,552.15	105,118.25
Grand Total	9,127,971.22			9,133,671.22		7,799,278.36	178,183.20	7,977,461.56	1,156,209.66	1,328,692.84